

On-Lot Sewage Disposal System (OLSDS) Progress

The Township's OLSDS (On Lot Sewage Disposal System) pumping and reporting management program for the District "A", 2017 - 2018 timeframe is currently underway. District "A" lies roughly south of Foxianna Road and extends south and west to the Township Boundary and includes all of the islands in the Susquehanna River that lie in Londonderry Township. Please be reminded that if you have property located within Sewer District "A" you have until June 30, 2018 to comply with the pumping and inspection requirements. The OLSDS District Map and the registered pumper/hauler list is available thru the Township website or at the Township office if needed. Please keep in mind that only registered pumper/haulers are allowed to perform this inspection.

Just a reminder that OLSDS District "1 and 2" timeframe will once again be due from June 1, 2018 thru June 30, 2019. That round of testing will be for the same area that was the first one done on the 2014-2015 timeframe and is the first repetition of the regular 4-year rotation interval required to be done by the DEP for each District in our township. If your property contains an on-lot sewage disposal system, it must be pumped and inspected at minimum four (4) year cycles as established for your District in accordance with the requirements of this program as set forth by the DEP. Pumping and inspections done at any other time before the designated timeframe for your district cannot be accepted by the Township as compliance with this program. Failure to comply with the reporting requirements of this program will result in fines being levied against the property owners that have not provided the required information.

Continued on Page 22

IN THIS ISSUE

Municipal Office

Township Information.....	2
Meeting Dates & Times.....	2
Election Day Information.....	3
Emergency Information.....	3
State & Federal Officials.....	3

Public Works Department

Winter Season Update.....	4
Winter Maintenance/Snow Removal...	4

Tax & Ordinance Updates

School Taxes Discount Period.....	5
Ordinance Updates.....	5

Sunset Golf Course & Bar & Grill

Golf Coupon & Shop Sale.....	6
Clubhouse/Banquet Hall Rental.....	7
What's Happening.....	7

Codes/Zoning

Vacant Positions.....	8
Mariner East Construction.....	8-9

Environmental Department

How to Report a Spill.....	10
New MS4 Environmental Specialist..	10
Hidden Treasures of Autumn.....	11
Tree Canopies.....	11
Fall Fire Safety.....	19
Chesapeake Bay Pollution Plan.....	19
Riparian Buffers.....	20-21
On-Lot Sewage Disposal (cont.).....	22
Certified Pumpers/Haulers.....	22
Wading the Waters.....	23

Emergency Services

Fire Company Volunteers.....	12
Ambulance Volunteers.....	12
Reflective Signs.....	12
EMA Team Development.....	13-14
Family Communication Plan.....	15-18
Recycling.....	30-31

Community Outreach

Volunteer Application.....	25
V.I.P. Van Service.....	25
Meals on Wheels.....	25
Volunteers Needed.....	25
Preparing Pets for Emergencies...	26-27
Bocce Winners.....	28
Londonderry Lionettes.....	28
Stray Animals.....	29
Dog Licenses.....	29
Nobody's Cat.....	29
Share the Vision.....	32



Municipal Office

LONDONDERRY TOWNSHIP

www.londonderrypa.org
783 S. Geyers Church Road
Middletown, PA 17057
PHONE: 717-944-1803

HOURS: Monday – Friday
8:30 a.m. – 5:00 p.m.

Steve Letavic, Township Manager
sletavic@londonderrypa.org

Jeff Burkhart, Code/Zoning Officer
jburkhart@londonderrypa.org

SUNSET GOLF COURSE

www.sunsetgc.com
2601 Sunset Drive
Middletown, PA 17057
PHONE: 717-944-5415

Mike Johnson,
Golf Course Manager
mjohnson@londonderrypa.org

BOARD OF SUPERVISORS

Ronald Kopp, Chairman
Mel Hershey, Vice Chairman
Anna J. Dale, Member
Mike Geyer, Member
Bart Shellenhamer, Member

TAX OFFICE

Loren M. Bowen, Tax Collector
2900 East Harrisburg Pike
Middletown, PA 17057
PHONE: 717-944-2842

HOURS: Wednesday
10:00 a.m. – 2:00 p.m.
6:00 p.m. – 8:00 p.m.

Thursday
10:00 a.m. – 2:00 p.m.

Londonderry Township 2017-18 Meeting Dates

The Board of Supervisors, Planning Commission, Park and Recreation Board and the Zoning Hearing Board of Londonderry Township, Dauphin County, Pennsylvania, will hold their 2017-18 meetings at the Londonderry Township Municipal Building, 783 S. Geyers Church Road Middletown, Pennsylvania on the following days:

BOARD of SUPERVISORS — 7:00 PM

1st Monday of each month, unless noted

PLANNING COMMISSION — 7:00 PM

3rd Monday of each month, unless noted

BOARD of SUPERVISORS — WORKSESSION 7:00 PM

3rd Tuesday of each month, unless noted

PARKS & RECREATION BOARD — 7:00 PM

2nd Thursday of each month, unless noted

ZONING HEARING BOARD — 7:00 PM

2nd Monday of the month when hearing is scheduled

Please check our website for 2018 meeting dates.

<http://www.londonderrypa.org>

LONDONDERRY TOWNSHIP

**VISIT OUR WEBSITE & FACEBOOK PAGE
FOR UPCOMING EVENTS &
VOLUNTEER OPPORTUNITIES INCLUDING:**

**Workshops • Tree Plantings • Tree Giveaways
AND MORE!**

<http://www.londonderrypa.org>

www.facebook.com/LondonderryTownship

IMPORTANT NOTICE: Londonderry Township is not responsible for payments or questions about COMCAST bills or services. We are not affiliated with them in any way.

Don't Forget to VOTE ELECTION DAY — November 7, 2017

Residents that are United States citizens and 18 years of age or older are encouraged to exercise their right to vote.

Dauphin County Voter Registration: 717-780-6360

If you are a registered voter and unsure of which precinct you are to vote at, please call the Township Office at 717-944-1803.

Polls are open 7:00 a.m. – 8:00 p.m. at these locations:

- Precinct #1 Anglers & Hunters, 1350 Schoolhouse Road
- Precinct #2 Municipal Building, 783 S. Geyers Church Road
- Precinct #3 Grace Chapel, 2535 Colebrook Road



Emergencies - 911

Non-Emergencies - 717.671.7500

Address: PA State Police - Troop H
8000 Bretz Drive • Harrisburg, PA 17112

Keep up with What's Happening in Your Township!

We're on Facebook ...
"Like" us today!



NEW! Sunset Golf
Course Phone App –
Download it **FREE** today!



www.sunsetbandg.com
facebook.com/sunsetbandg



www.londonderrypa.org
facebook.com/londonderrytownship



www.sunsetgc.com
facebook.com/sunsetgc

STATE & FEDERAL OFFICIALS

PRESIDENT OF THE UNITED STATES
DONALD J. TRUMP
1600 Pennsylvania Avenue
Washington, DC 20500
202-456-1414

GOVERNOR
TOM WOLF
508 Main Capitol Building
Harrisburg, PA 17120
717-787-2500

CONGRESSMAN
CHARLIE DENT
250 W. Chocolate Avenue
Suite 2
Hershey, PA 17033
717-533-3959

SENATOR
MIKE FOLMER
Capitol Office – Senate
P.O. Box 203048
Main Capitol Building
Harrisburg, PA 17120-3048
717-787-5708

REPRESENTATIVE
DAVID HICKERNELL
Capitol Office –
House of Representatives
P.O. Box 202020,
Room 143-B, East Wing
Main Capitol Building
Harrisburg, PA 17120-2020
717-367-5525

DAUPHIN COUNTY COMMISSIONERS
JEFFREY T. HASTE, Chairman
MIKE PRIES, Vice Chairman
GEORGE P. HARTWICK, III, Secretary
P.O. Box 1295
Harrisburg, PA 17108
717-780-6300

Public Works Department

Winter Season Update

Winter is fast approaching. The Londonderry Township Public Works Department is ready for the winter season. We have equipment and salt to handle all winter storms.

Our goal is to open every road, to at least one lane during these storms. The priority for plowing will be main roads first and secondary roads next. Please be patient as we will plow every road from edge to edge. When clearing your driveway, do not deposit snow on the roadway. The snow that is on the road may end up back in your driveway. We do not intentionally plow driveways shut after they are open. We will do our best to plow most of the snow into open areas such as yards and fields. Please wait until after your road is cleared before clearing the end of your driveway. Sometimes we do scratch the edge of yards while plowing. This also is not intentional.

We do our best to avoid mailboxes. We do, however damage some. This is mostly from the snow that is coming off of our plows that causes the damage. Our speeds are 25 mph or less, depending on the amount of snow on the road. If it is a wet heavy snow, we reduce our speeds enough to push the snow off of the road.

When we are not plowing snow, we will be performing tree trimming on various roads throughout the Township. Please be alert for Road Work signs, equipment and Public Works employees on the roads. We will also be replacing street signs as needed.

Thank you in advance for your patience during the winter months. We will do our best to make sure our roads are safe and clear for you.

You may contact the Public Works Department with any questions and/or comments by phone at 717-944-9440, or by email abrandt@londonderry.org.

Thank you
Andy Brandt – Public Works Director

Winter Maintenance and Snow Removal

Like it or not it will be cold and snowy again soon. Please keep a few things in mind as we look toward the coming months of winter regarding snow removal:

- Do not place leaves on Township roads, in drainage ditches or over storm drains. If you have a storm drain in front of your property, please keep it clear of leaves and all debris.
- If you have a basketball net that hangs over any portion of a Township road, please remove it. It is a hazard for passing vehicles, including garbage trucks, delivery trucks and especially snow plows that need to get close to the curbing. Residents should take time to be sure to secure any loose or broken mailboxes, fences or other property that lies within close proximity to the roadways to prevent avoidable damage from normal snow plowing operations.
- When snow falls, please be patient. Our crews salt 67 miles and plow 135 lane miles of Township and State roads. We will do our best to get a plow truck to your street as quickly as possible.
- If you clear your driveway before the street is plowed, pushing or blowing of snow into the streets is not permissible. When the plow truck comes by, the snow will inevitably end up back on your property. It is NOT the responsibility of the Township to clear the end of your driveway once the plow has passed through.
- When a snowstorm is forecast, remove all vehicles from Township roads so the entire road can be plowed.
- Plowing main arteries will be our first priority, followed by secondary roads and then developments.
- Sidewalks and fire hydrants must be cleared within 24 hours after the end of a snow or ice event.

Please call the Township at 717-944-9440 with any questions or concerns related to roadway and/or winter maintenance.

Tax And Ordinance Updates

School Taxes Discount Payment Period



We have just finished the discount period for the school taxes. Anyone wishing to take advantage of the 3 payment plan for School Real Estate taxes must have made the first payment by August 31 or you cannot use the payment plan. The tax will have to be made with one payment in full.

OCCUPATION TAX EXEMPTION – There is an exemption for the Occupation Tax (\$250) if you are over 70, full time student both semesters, clergy with no other income over \$6000, or have PA taxable income for the calendar year under \$6000. This exemption is for the Occupation Tax only. The \$10 per capita and the \$5 township taxes are still due. There is no exemption for these taxes. If you were billed for the Occupation tax and want to file for the exemption you MUST file an "Occupation Tax Exemption Request" form with me. Writing notes on the tax bill does not exempt you. If you do not file this form you will get a reminder in November for \$275 (the penalty amount). You can get the form from me or you can download it from L.D.S.D.org. I have a box outside my office door with the forms in. You can pick one up 24/7.

One question I get a lot is "can I put all my taxes on one check?" The answer is yes you can. If at any time you do not receive a tax bill, it is your responsibility to contact me to get a copy. No extensions will be allowed because you do not get the bill. I had more lost in the mail last year than I ever had.

Also if you send me a check and it's not cashed within a few days please contact me. I do not hold checks, they are deposited within a couple of days. I hope you have a great fall season. I can be reached at 717-944-2842 if you have any questions.

— Loren M. Bowen

Ordinance Updates

The Township is continuing to review and possibly update its Ordinances to address regulations that have become outdated or those which continue to generate concerns or complaints from citizens.

Areas of interest currently involve ordinances regulating activities that generate continued noise and/or become a nuisance to neighboring properties, permits for peddling and soliciting, standards for roof drains, sump pump and swimming pool drainage and discharges, mud, debris, RV parking or other road obstructions and open burning of trash and rubbish to name a few. Regulations regarding the habitability of homes (especially rental properties) including homes within manufactured home parks is also being reviewed by the Township Planning Commission at this time.

Notices of public hearings for the review and adoption of these Ordinance updates and revisions will continue to be listed in upcoming meeting agendas and on the Township's web page.

Additional information regarding any agenda items for these updates can also be acquired by contacting the Township at 717-944-1803.

Sunset Golf Course



2601 SUNSET DRIVE, MIDDLETOWN
717-944-5415
WWW.SUNSETGC.COM



Tee Sponsorships Available!

Leagues & Outings
Book now for 2018!

PRO-SHOP SALE!
Big savings on all your golfing needs!

VIP PLAYERS CARD -
Great Gift Idea!
Includes 1 FREE round with cart and many more perks throughout the year.

CORPORATE CARD -
FREE to sign up!
Members Round is FREE when paying for clients, plus other discounts.

2018 ANNUAL GOLF PASS -
Township Resident Discount
10% Discount if purchased before March 31, 2018.

www.sunsetgc.com • facebook.com/sunsetgc

1 ROUND FREE!

Buy One 18-Hole Greens Fee & Cart – 2nd Player Pays Cart Fee ONLY.

Introducing The Sunset Golf Course App Now Available For Apple & Android!

- Course Layout
- Coupon & Loyalty Offers
- Tee Time Reservation
- One-Touch Dialing / GPS
- Social Sharing & So Much More!

Download It For FREE Today!!
Simply Scan Below With Your Smartphone

Powered By: **H2HMobile**

Download on the **App Store** | **ANDROID APP ON Google play**



Banquet Hall Rental and Catering

The Clubhouse at Sunset Golf Course is a beautiful location to host a party, reception, class reunion or business event. The banquet room is available for rental year round with accommodations for up to 115 guests. (Newly expanded covered deck seating is available during warmer months.) Catering services are available or you may bring your own caterer. Our full bar selections compliment any event.

Call Mike Johnson at 944-5415
for more information.

We LOVE weddings!
Call Alex Shaeffer at 944-9262
for information on our
wedding packages.



What's Happening!

Don't forget to check out our Facebook page and Sunset Bar & Grill phone app along with our weekly e-mail blast for daily specials and events. And keep an eye out for our newly redesigned and updated Sunset Bar & Grill website featuring our daily specials events, and the new 2018 Sunset Bar & Grill banquet menu and pricing.

Planning an office party or family get together? Call Alex Shaeffer at the Sunset Bar & Grill, 944-9262, for a menu and let us cater your party this year.



VACANT POSITIONS

ZONING HEARING BOARD

Londonderry Township currently has a vacancy on the Zoning Hearing Board. Interested parties should submit a letter of interest along with a resume to twpmanager@londonderry.pa.org for consideration.

PLANNING COMMISSION ALTERNATE MEMBER

Londonderry Township currently has a vacancy on the Planning Commission for an alternate member. Interested parties should submit a letter of interest along with a resume to twpmanager@londonderry.pa.org for consideration.



Mariner East Construction

Construction of Mariner East 2 continues across the 350-mile pipeline system, from eastern Ohio to southeast Pennsylvania, with more than 5,000 workers in the field operating safely and efficiently to build this critical energy infrastructure project.

Pipeline Construction: Know the Facts

Pennsylvanians have coexisted for generations with pipelines carrying natural gas and natural gas liquids such as propane. Natural gas pipelines and utilities must adhere to strict state and federal safety regulations.

- The U.S. Department of Transportation's Pipeline and Hazardous Materials Safety Administration, the Pennsylvania Public Utility Commission and other government agencies strictly regulate the manufacturing, construction and operation of Sunoco Pipeline projects.
- Sunoco Pipeline is using advanced construction methods, such as horizontal directional drilling, to minimize environmental impacts.
- An independent study conducted by a nationally respected expert found that Sunoco Pipeline meets or exceeds federal safety requirements at every level. Regarding welding, for instance, federal regulations call for at least 10 percent of pipeline girth welds to be inspected by X-ray; Sunoco Pipeline X-rays 100 percent. Other areas in which Sunoco Pipeline exceeds federal regulations include:
 - Integrity Testing: (Sunoco Pipeline plans for testing the Mariner East 2 pipeline before it is placed in service.) Pump station design
 - Pipeline monitoring
 - Release detection
 - Emergency notification
- Sunoco Pipeline's Integrity Management Program assesses every inch of pipeline we operate, using smart inspection technology to analyze our pipelines internally and on-site inspections by Sunoco Pipeline personnel to ensure safe and efficient operation.



Mariner East Construction



Mariner East 2 – Cumberland, York and Dauphin Counties



DID YOU KNOW ...

To date, our construction crews along the Mariner East 2 pipeline have worked more than 3 million hours. Skilled local tradesmen and women are equipped with the most advanced training, safety measures and operation standards to ensure safe and environmentally responsible construction.

Sunoco Pipeline has segmented the construction of the 350-mile pipeline into seven sections from Ohio to southeast Pennsylvania. In keeping with our commitment to regular communication with local leaders and the community, each construction “spread” has an individual point of contact for community affairs.

Segment 4 is approximately 52 miles and includes communities in Cumberland, York and Dauphin counties.

Construction Update

Construction continues in every municipality within Segment 4, and crews continue to make significant progress. Construction activities include:

- Installation of environmental controls such as silt socks to contain water runoff.
- Laying of timber matting for heavy construction equipment to work while limiting ground disturbance and compaction.
- Delivery, stringing, welding, coating and bending of the 20-inch pipeline.

- Clearing brush and trees and grading the right of way to create a level workspace. More than 95 percent of the right-of-way clearing and access-road building is complete.
- Separating and piling topsoil to ensure topsoil is the final layer used when backfilling the ditch.

Sunoco Pipeline is deeply committed to our core values of safety, security and environmental stewardship, and these values will continue to guide everything we do during construction of Mariner East 2.



Pipeline Safety from the Inside Out



Inspectors use X-ray technology to make sure all pipeline welds are secure.

Tools called “smart pigs” travel inside the line, measuring wall thickness and searching for defects or anything requiring maintenance.

New steel pipelines are treated with a protective, bonded-epoxy coating that prevents corrosion.



The Sunoco Pipeline Public and Community Affairs team is dedicated to providing project information and construction updates to residents and local officials in the communities where we live and operate our Mariner East system. This regular publication will provide project updates; interested recipients can sign up at www.marinerpipelinefacts.com.

FOR MORE INFORMATION CONTACT: STEVE KRATZ • Steven.Kratz@energytransfer.com • 855-430-4491 • marinerpipelinefacts.com
Sunoco Pipeline Mariner East 2 Project • 525 Fritztown Road, Sinking Spring, PA 19608 • Twitter - @SunocoPipeline

Environmental Department

HOW TO REPORT A SPILL OR ILLICIT DISCHARGE IN YOUR AREA

WHAT IS AN ILLICIT DISCHARGE?

The United States Environmental Protection Agency (EPA) defines an illicit discharge as "any discharge into a storm drain system that is not composed entirely of stormwater." This means that any water containing household cleaning products, yardcare products, fertilizers, dog waste, car soaps, and automotive fluids, if deposited into the storm drain system, is considered an illicit discharge.

If you see ...

Motor vehicle fluids and/or household chemicals being dumped into gutters or street drains;



Stormwater leaving construction areas or entering streets drains, swales, ditches; or



If you notice suspicious colors or odors in a water source and are unsure ... **CALL THE HOTLINE!**

ILLICIT DISCHARGE REPORTING HOTLINE:

Business Hours Hotline: 717-944-1803
8:30 a.m. – 5:00 p.m., Monday – Friday
After Hours Hotline: 717-461-0027
Contact Person: Tyler Erb
MS4 Environmental Specialist

Meet Our MS4 Environmental Specialist



Tyler grew up in York County and has always loved being outside and getting to spend time in nature. Some of his fondest memories as a child involved going camping and fishing with his grandfather. His youthful interest in nature developed into a passion to help improve the environment. This passion led him to Penn State, where he majored in Environmental Resource Management with minors in Environmental Engineering and Watersheds and Water Resources.

Tyler has a strong connection with the waterways in the Lower Susquehanna area since he grew up in the area. He is excited to work towards cleaner water and minimizing pollution in the township.

The Hidden Treasure of Autumn

Autumn is one of the most beautiful times of year to go outside and enjoy the crisp refreshing air and extravagant colors Mother Nature has to offer. Autumn promises hiking, football, fishing, time with loved ones, and leaves...LOTS AND LOTS OF LEAVES! Second to pumpkin spice, leaves are one of the most disliked parts of Autumn.

There are many ways to deal with this onslaught of dead greenery. One way to handle leaves is by throwing them away. According to the EPA yard waste and trimmings account for 13 percent of all municipal waste in the United States (EPA). That's about 33 million pounds of yard waste thrown into landfills each year, equivalent to 2.2 million Thanksgiving turkeys! Leaving fallen leaves on your yard will not only free up space in landfills, but it will naturally fertilize your lawn. Dead leaves contain nutrients that the plants in your yard can absorb to become stronger for the next year.

One way to get benefits out of your new-found trash to treasure is simply to mow the leaves into your lawn. The finer you're able to break up the leaves the faster the leaves will be able to decompose and add nutrients back to your soil. To make the leaves as fine as possible ensure your lawnmowers mulching attachment is engaged. If you choose to mow your leaves make sure there aren't too many ground up leaves that it covers your grass completely.

Another great way to gain the benefits of dead leaves is by composting them.

Composting uses "brown" and "green" materials equally mixed with water to create a natural fertilizer great for gardens and other plants (EPA). You can combine your greens (ex. food scraps, grass clippings, and coffee grounds) with dead leaves (browns) to create compost.

Some may drown in the leaves of Autumn, but with the power of composting, you can rise above the leaves and swim yourself to personal profit.

Ash Tree Troubles (Tyler Erb):

The Ash tree has been under attack in recent years by the Emerald Ash Borer, a metallic green beetle. This beetle's larvae feed under the bark of Ash trees, leading to detrimental impacts on the tree itself. Symptoms of an Emerald Ash Borer infestation include upper crown dieback, epicormic branching, bark splits, bark flaking, or tissue damage resulting from woodpecker predation. Within 3-4 years of infestation, these symptoms will usually result in the death of the Ash tree (DCNR).



Trails formed by larval stage of Emerald Ash Borer feeding on tree.

Tree Canopies



Although "tree canopies" are scenic and enjoyable to drive through, they can also cause a hazard to vehicles and the road surface. While low hanging branches keep the road shaded, this also keeps the sun from drying the road after it rains and hinders the melting process of ice and snow in the winter. Emergency vehicles have to travel slower, due to low hanging branches striking the vehicles. Trucks such as delivery vehicles, school buses and garbage trucks also have a difficult time passing safely under low hanging limbs. During rain and snow events, these limbs hang even lower than usual making passage even more difficult.

It is not our intent to remove all trees from hanging over the roadway, but we do have to make it safe for all vehicles and pedestrians to travel the roads. We will be removing limbs back 3'-4' from the edge of the pavement and 16' to 20' above the road surface. We will also be removing dead limbs that we can reach before they fall on vehicles or pedestrians.

Emergency Services

Fire Company Volunteers

We are always looking for volunteers for our fire department. If you are 14 years of age or older, please consider serving your community by volunteering. No prior experience is necessary. We will provide and pay for all training. All types of volunteers are needed; firefighters, fire police, EMT's, ambulance crew, auxiliary. Please feel free to send us a message or stop in at the fire company any Wednesday night between 6:30 p.m. and 9:00 p.m.



Londonderry Ambulance Volunteers Needed

CONTACT US TO LEARN MORE ABOUT BECOMING AN **EMERGENCY MEDICAL TECHNICIAN OR EMERGENCY VEHICLE OPERATOR**

Benefits:

Training Reimbursement • Sleeping Quarters • Full Kitchen • Weight Room • Live-In Program
NO PREVIOUS EXPERIENCE NECESSARY

NOW RECRUITING EMERGENCY MEDICAL TECHNICIANS

Londonderry Fire Company #1

2555 Foxianna Road • Middletown, PA 17057 • 717.944.9222 x-7

CONTACT US TODAY! • 717.944.9222 OPTION 7 • WWW.LONDONDERRYFIRE.COM

REFLECTIVE SIGNS

What is the worth of your family, your home, or your life? How much would you be willing to spend to make it easier for emergency personnel to locate your home easily? Would \$20 be too much?

You may have seen those green numbered signs as you are driving around the township. Ever wonder what they are for? They are emergency reflective signs. They make it easier for emergency personnel to find your house at night.

These signs are being sold by the Londonderry Fire Company. We want to respond quickly to your call for help. Please fill out the coupon and mail it back to us today. Isn't your family, your home and your life worth it? Signs are available horizontal or vertical (please check boxes on order form).



ORDER YOUR REFLECTIVE SIGN TODAY

Mail your form with payment to:

Londonderry Fire Co. No.1

2655 Foxianna Rd. • Middletown, PA 17057

Attention: Bart Shellenhamer

NAME: _____

ADDRESS: _____

PHONE: _____

- VERTICAL
- HORIZONTAL
- REFLECTIVE SIGN \$20
- SIGN WITH POST \$25

Make checks payable to:

Londonderry Fire Co. No. 1

REFLECTIVE SIGN \$20 • SIGN WITH POST \$25

LONDONDERRY FIRE CO. NO. 1

Emergency Call 911 Business Phone 717-944-2175

Emergency Management Agency

EMA Team Development

Winter and bad weather will soon be with us. As you know we never know what to expect. The following information is something you should read and make an emergency plan for yourself or your whole family. We never know what type of emergency may happen so plan ahead and be prepared as best that we can. If we can be of any assistance, feel free to contact myself or the township office at 717-944-1803. Thank you.

— Lester Gilbert, Director • Londonderry Township Emergency Management

If you need assistance during an event of a State of Emergency (declared by the Governor) please contact the EMA at:
Phone: 717-350-3492 • Fax: 717-546-0679
Email: londonderrytownshipema@gmail.com

Since September 11, 2001 there has been an even bigger demand to be prepared in the event of an emergency and we all need to take a look at what we can do to help. In the past we depended on the local fire company to handle emergencies, but it is at a point where they can't do it alone. Creating the Emergency Management Agency was the first step, forming a team of volunteers was the second. Some members of the team have been involved with the fire company and/or the ambulance service for many years and we depend on their experience in emergencies. However, you don't have to have a background such as theirs to help. The EMA has regular meetings and training is provided throughout the year to those wanting to volunteer.

Our team of dedicated men and women look forward to welcoming you aboard, should you decide to become a volunteer. Please call Les Gilbert, Coordinator, 717-350-3492 or the Township Office, 944-1803 for more information on becoming a volunteer.

Make a plan for what you will do in an emergency:

Be prepared to access the situation, use common sense and whatever you have on hand to take care of yourself and your loved ones. Depending on your circumstances and the nature of the attack, the first important decision is deciding whether to stay or go. You should understand and plan for both possibilities.

Develop a Family Communications Plan: Your family may not be together if disaster strikes, so plan how you will contact one another and review and review what you will do in different situations. Consider a plan where each family member calls, or e-mails, the same friend or relative in the event of an emergency. It may be easier to make a long-distance phone call than to call across town, so an out-of-state contact may be in a better position to communicate among separated family members. You may have trouble getting through, or the phone system may be down altogether, but be patient.

Staying Put: There are circumstances when staying put and creating a barrier between yourself and potentially contaminated air outside, a process known as "shelter-in-place", can be a matter of survival. Choose an interior room or one with as few windows and doors as possible. Consider precutting plastic sheeting to seal windows, doors and air vents. Each piece should be several inches larger than the space you want to cover so that you can duct tape it flat against the wall. Label each piece with the location of where it fits.

If you see large amounts of debris in the air, or if local authorities say the air is badly contaminated, you may want to "shelter-in-place". Quickly bring your family and pets inside, lock doors, and close windows, air vents and fireplace dampers. Immediately turn off air conditioning, forced air heating systems, exhaust fans and clothes dryers. Take your emergency supplies and go into the room you have designated.

Continued on Page 14

Emergency Management Agency

EMA Team Development

Continued from Page 13

Seal all windows, doors and vents. Watch TV, listen to the radio or check the Internet, if available, for instructions.

Getting Away: Plan in advance how you will assemble your family and anticipate where you will go. Choose several destinations in different directions so you have options in an emergency. If you have a car, keep at least a half tank of gas in it at all times. Become familiar with alternate routes as well as other means of transportation out of your area. If you do not have a car, plan how you will leave if you have to. Take your emergency supply kit and lock your door behind you.

At Work or School: Think about the places where your family spends time: school, work and other places you frequent. Talk to your children's school and your employer about emergency plans. Find out how they communicate with families during an emergency. A community working together during an emergency also makes sense. Talk to your neighbors about how you can work together.

Making a kit of emergency supplies:

Water: One gallon of water per person per day, for drinking and sanitation. Children, nursing mothers, and sick people may need more water. Keep at least a three-day supply of water per person.

Food: Store at least a three-day supply of non-perishable foods such as ready-to-eat canned meats, fruits, and vegetables. Also protein or fruit bars, dry cereal, peanut butter, crackers, nuts, canned juices, vitamins, etc.

First Aid Kit: Items such as sterile dressings, cleaning agents, antibiotic ointment, adhesive bandages, eye wash, thermometer, prescription medicines, scissors, tweezers, petroleum jelly, antacid medication, aspirin, etc.

Miscellaneous Supplies: Items such as flashlights, extra batteries, radio, cell phone, map, clothing, bedding, paper towels, non-electric can-opener, toilet paper, personal hygiene products, tools, etc.

The above items are just suggestions. Please use your own judgment for what your family may need.

Family Communication Plan:

Londonderry Emergency Management received the plans on the next 4 pages from the Federal Emergency Management Agency (FEMA). The plans are divided into two different forms. The one plan is for the parent or guardian and other plan is for the child. We hope you will complete the plans and distribute them for safe keeping in the event of an emergency. Please remove the 4 pages and use them for your family.

Londonderry Emergency Management is also asking for any volunteers that could help the team and the township. We hold meetings bi-monthly at the township building.

If you are interested in volunteering please contact the township at 944-1066. Thanks for the consideration.



Family Communication Plan

Emergencies can happen at any time. Do you know how to get in touch with your family if you are not together?

Let them know you're OK!
 Pick the same person for each family member to contact. It might be easier to reach someone who's out of town.

Text, don't talk!

Unless you are in immediate danger, send a text. Texts often have an easier time getting through during emergencies, and you don't want to tie up phone lines needed by emergency responders (like 911).



Know the Numbers!

Home: _____

Adult: _____

Parent: _____

Home: _____

Cell: _____

Cell: _____

Work: _____

Neighbor: _____

Parent: _____

Home: _____

Cell: _____

Cell: _____

Work: _____

Neighbor: _____

My cell: _____

Home: _____

Sibling: _____

Cell: _____

Cell: _____

Out of state friend/relative: _____

Sibling: _____

Home: _____

Cell: _____

Cell: _____

Memorize your home and parents' cell phone numbers!



Cut this out and keep it somewhere safe like your backpack, school notebook, or wallet. Or input these numbers into your cell phone if you have one.



Know Where to Go... and How to Get There.

Pick a Meeting Spot

Where will you meet up with your family if you have to get out of your house quickly? Where will you meet if your neighborhood is being evacuated and you're not at home?

In your neighborhood:

(such as neighbor's house or big tree)

Out of your neighborhood:

(such as the library or house of worship)

Draw a Map

Put a Δ to show your home. Put a O to show your school. Mark your out-of-neighborhood meeting spot with an X and label it.



Know the Exits

Do you know two ways out of every room in your house in case of a fire? Draw a floor plan of your bedroom in the space below and circle the two ways to get out. Hint: one may not be a door!





Family Communication Plan

Emergencies can happen at any time. Does your family know how to get in touch with each other if you are not all together?

Before an emergency happens, have a family discussion to determine who would be your out-of-state point of contact, and where you would meet away from your home — both in the neighborhood and within your town.

Let them know you're OK!

Pick the same person for each family member to contact. It might be easier to reach someone who's out of town.

Important Information

Fill in this information and keep a copy in a safe place, such as your purse or briefcase, your car, your office, and your disaster kit. Be sure to look it over every year and keep it up to date.

Out-of-Town Contact

Name: _____
Home: _____
Cell: _____
Email: _____
Facebook: _____
Twitter: _____

Neighborhood Meeting Place:

Regional Meeting Place:

Work Information

Workplace: _____
Address: _____
Phone: _____
Facebook: _____
Twitter: _____
Evacuation Location: _____

Workplace: _____
Address: _____
Phone: _____
Facebook: _____
Twitter: _____
Evacuation Location: _____

School Information

School: _____
Address: _____
Phone: _____
Facebook: _____
Twitter: _____
Evacuation Location: _____

School: _____
Address: _____
Phone: _____
Facebook: _____
Twitter: _____
Evacuation Location: _____

School: _____
Address: _____
Phone: _____
Facebook: _____
Twitter: _____
Evacuation Location: _____



Important Information (continued)

Family Information

Name: _____ Date of Birth: _____

Social Security Number: _____

Important Medical Information: _____

Name: _____ Date of Birth: _____

Social Security Number: _____

Important Medical Information: _____

Name: _____ Date of Birth: _____

Social Security Number: _____

Important Medical Information: _____

Name: _____ Date of Birth: _____

Social Security Number: _____

Important Medical Information: _____

Name: _____ Date of Birth: _____

Social Security Number: _____

Important Medical Information: _____

Name: _____ Date of Birth: _____

Social Security Number: _____

Important Medical Information: _____

Medical Contacts

Doctor: _____

Phone: _____

Doctor: _____

Phone: _____

Pediatrician: _____

Phone: _____

Dentist: _____

Phone: _____

Dentist: _____

Phone: _____

Specialist: _____

Phone: _____

Specialist: _____

Phone: _____

Pharmacist: _____

Phone: _____

Veterinarian/Kennel: _____

Phone: _____

Insurance Information

Medical Insurance: _____

Phone: _____

Policy Number: _____

Homeowners/Rental Insurance: _____

Phone: _____

Policy Number: _____

Text, don't talk!

Unless you are in danger, send a text. Texts may have an easier time getting through than phone calls, and you don't want to tie up phone lines needed by emergency workers.



Fall Fire Safety

Smoke Alarms

- ✓ Get in the habit of changing the batteries in your smoke detectors and carbon monoxide detectors every fall and spring when changing the clocks for Daylight Savings Time.

Space Heater Tips

- ✓ Make sure that any space heaters are surrounded by at least three feet of empty space.
- ✓ Never place clothing or any other objects on a space heater to dry.
- ✓ Do not place space heaters near furniture or drapery.
- ✓ Turn space heaters off when you leave the house or go to bed.
- ✓ Avoid storing any combustible items near heaters.

Fireplace Tips

- ✓ Get your chimney inspected each year to make sure that it is safe.
- ✓ Hire a chimney sweep to clean out your chimney every fall.
- ✓ Repair any cracks in fireplaces.
- ✓ Use fireplace screens to keep sparks and fire debris inside the fireplace.
- ✓ Do not ever use gasoline to start a fire in the fireplace.
- ✓ Never leave a fire unattended.
- ✓ Make sure that combustible materials are not stored within three feet of your fireplace.
- ✓ For natural gas fireplaces, get all connections and lines inspected before use each season.
- ✓ Remember that outdoor fireplaces can be just as dangerous as indoor units, and observe all safety precautions when using them.

Holiday Tips

- ✓ Do not use candles in Halloween jack-o-lanterns. Flashlights are much safer.
- ✓ Make sure that children's costumes are made with fire retardant materials.
- ✓ Use only fire retardant holiday decorations.
- ✓ Verify that all holiday lights and extension cords have been tested by an organization such as Factory Mutual or Underwriters Laboratory.

Chesapeake Bay Pollution Reduction Plan

As of September 2017, Londonderry Township has completed the next step in the restoration effort of local water bodies and the Chesapeake Bay. This comes in the form of the Chesapeake Bay Pollution Reduction Plan (CBPRP), a DEP mandated plan to meet the Total Maximum Daily Load (TMDL) requirements set by the federal government.

This plan sets a 5-year goal to reduce pollution into our local waterways by installing Best Management Practices (BMPs). The township is required to reduce pollution caused from sediment by 10%, Phosphorus by 5%, and Nitrogen by 3%. It is assumed that by meeting the reduction in sediment pollution the phosphorus and nitrogen reductions will also be met, since these pollutants bind to soil particles. The current calculated sediment pollutant load (accounting for all previously installed BMPs) is 544,872 lbs/yr, meaning that the township is responsible for reducing this by 54,487 lbs/yr.

In order to meet these reduction goals, the township has developed a plan involving three projects for BMP implementation. The plans are preliminary and may change during the permit cycle if more feasible/cost effective projects are discovered. The current project list is made up of a stream restoration in the Conewago Creek (including 2 bioswales) and two detention basin retrofits. Between these three projects the calculated Load Reduction is 57,276 lbs/yr, slightly exceeding the required reduction for the 5-year permit.

A copy of the CBPRP is available at the township office for viewing. If you have any questions/comments, please contact Tyler Erb (MS4/Environmental Specialist) at terb@londonderry.org or call 717-944-1803.

Riparian Buffers

Pennsylvania's Best Solution for Protecting Its Waters



THE PROBLEM

Sediments, nutrients (particularly nitrogen and phosphorus), and other pollutants that runoff to Pennsylvania's waters present health risks to humans and livestock herds, and the overall ecology of stream systems while also depleting water quality.

Construction, farming, development of urban and commercial areas, increased roads and impermeable services can contribute to the availability of chemicals, sediments, and wastes that are easily washed from the land and into waterways during rain events.

Additionally, the loss of trees and vegetation around waterways has led to unstable banks with degraded or diminished floodplains, further exacerbating erosion, sedimentation, and flooding concerns in the affected areas.

DID YOU KNOW: Riparian buffers provide shelter, food, and travel corridors to more than 95% of all terrestrial wildlife species in North America. This includes birds, reptiles, amphibians, mammals, and beneficial insects such as pollinators.

THE SOLUTION

Riparian buffers are vegetated areas next to streams, wetlands, ponds, rivers, and lakes. Riparian buffers protect water quality by intercepting sediment and pollution from agricultural fields, residential lawns, roadways, and other sources. Buffers are shown to reduce the negative impacts to waterways caused by land development and disturbance on the landscape.



Figure 1. Stream bank erosion.

Pennsylvania's streams range from a worst-case scenario of 'no riparian buffer' to best-case scenarios with complete, forested riparian buffers

No Riparian Protection



Worst Case

Livestock with uncontrolled access to waterways present direct threats to human and livestock health. Livestock access to waterways results in the direct deposition of animal wastes into a flowing water source, which allows for the transmission of waterborne diseases. Additionally, excessive hoof action on streambanks and streambeds significantly increases erosion and sedimentation leading to decreased water clarity and degraded aquatic habitats. Without a vegetated buffer along the waterway, the floodplain's function of retaining floodwater and recharging groundwater is seriously compromised.

Streambank Fence



Improved

Fencing livestock out of streams has many immediate and long-lasting benefits. It improves the quality of the streambed and streambank by reducing animal induced erosion. Local stream quality will increase by eliminating the direct deposition of animal waste into a flowing water source. Local water quality and clarity will improve as a result of reduced mud and disturbance, enabling aquatic habitats to re-establish where they were previously degraded.

Did you know.... Riparian buffers are capable of retaining more than 300,000 lbs per acre, per year of sediment

Fence + Vegetated Buffer



Better

Including a space between the fence and the waterway that is vegetated provides even greater benefits. A vegetated buffer comprised of grasses, flowering plants, shrubs, and trees in combination with a fence, reduces the potential for runoff from fields, roadways, and pastures to enter water by acting as a natural filtration system. In addition to its filtration benefits, a vegetated buffer can provide ideal habitat for beneficial insects and wildlife.

Did you know.... USDA studies show that riparian buffers reduce nitrogen from agricultural runoff by 68%

Forested Riparian Buffer



Best Management Practice

Forested riparian buffers add significant value to land by maximizing the protection of waterways from any development/disturbance activity on bordering properties. Tree root systems stabilize stream banks and improve nutrient cycling of nitrogen, while also trapping phosphorus and sediments. The tree canopy helps to shade the stream, ultimately regulating water temperatures. The increased capacity for flood water retention reduces the potential for crop and pasture flooding. Riparian buffers simulate natural infiltration processes, helping to protect and improve Pennsylvania's waterways now and in the future.

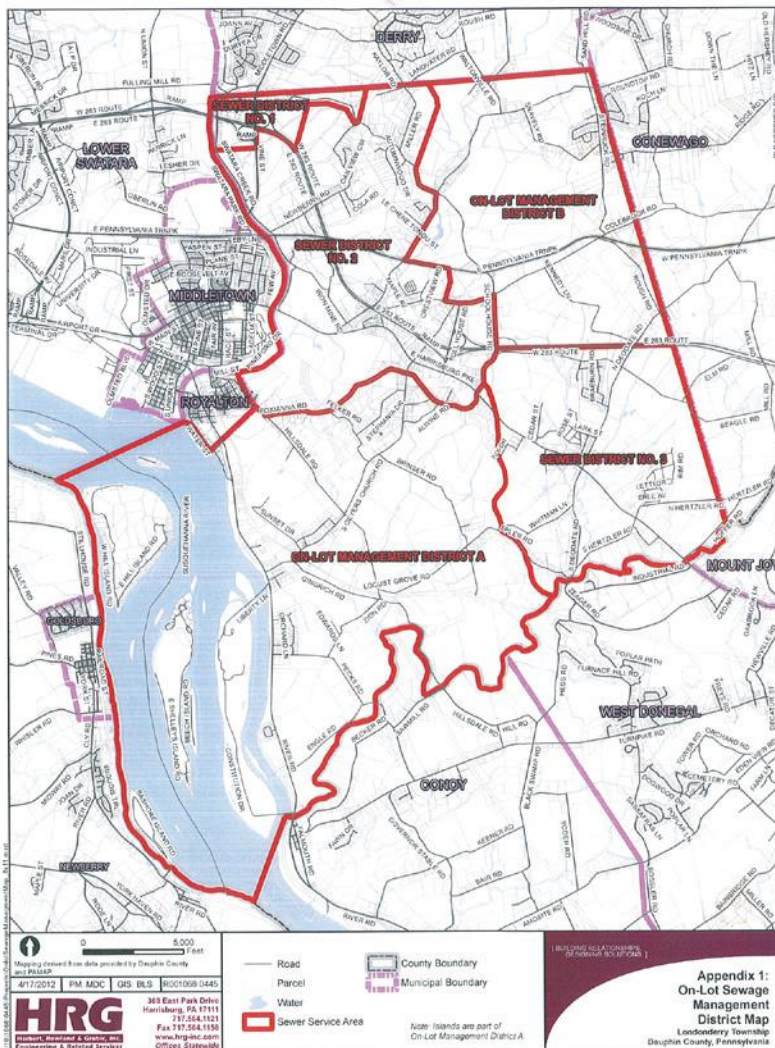
On Lot Sewage Disposal System

OLSDS Progress

Continued from Front Cover

The citizens of Londonderry Township are to be commended for their participation in completing this required inspection and reporting process. Although initially there were a few non-compliant properties in each District, the Township has since achieved almost 100% compliance with this mandatory program to date.

Please call the Township office at 717-944-1803 if you or your pumper/hauler company have any questions about this program or to determine/verify which district and which 4-year cycle your property is located within.



Certified Pumpers/ Haulers

ASSOCIATED PRODUCTS SERVICES, INC.

2 East Road, P.O. Box 231 • Mechanicsburg, PA 17050
Phone: 717-766-5397

BAKERS SEPTIC SERVICE

1538 Ridge Road • Elizabethtown, PA 17022
Phone: 717-367-7271

BAUMAN'S SEPTIC SERVICE*

39 Homestead Road • Grantville, PA 17028
Phone: 717-469-2463

DILLSBURG EXCAVATING & SEPTIC, INC.

516 Range End Road • Dillsburg, PA 17019
Phone: 717-432-9704

THOMAS H. ERB & SONS, INC.

268 Sego Sago Road • Lititz, PA 17543
Phone: 717-626-5591

R E FINK & SONS*

1920 Old Trail Road • Etters, PA 17319
Phone: 717-938-3581

GERBERICH-HOFFMAN SEPTIC SERVICE

165 Mowery Road • Jonestown, PA 17038
Phone: 717-865-2015 • 717-867-5024

HOKE'S SEPTIC SERVICE

440 Straw Hollow Road • Harrisburg, PA 17112
Phone: 717-599-5794 • 717-896-7867

JOHN KLINE SEPTIC SERVICES*

3869 Old Harrisburg Pike • Mount Joy, PA 17552
Phone: 717-898-2333

KAUFFMAN'S SEPTIC SERVICE LLC

236 Governor Stable Road • Bainbridge, PA 17502
Phone: 717-944-4308

WALTER M. STROHL LLC SEPTIC SERVICES*

670 W. Girl Scout Road • Stevens, PA 17078
Phone: 717-733-2339

**Pumper haulers that will pump island properties*

Wading the Waters: Will PA Meet Pollution Reduction Goals by 2025?

In 1987, state and federal governments in the Chesapeake Bay Watershed committed themselves to specific goals and deadlines, including a 40% reduction in nutrient pollution by the year 2000 to combat an overall decrease in Chesapeake Bay health triggered by the loss of native bay grasses, striped bass, shad and oysters. PA governments were unable to meet this reduction standard in 2000 or 2010, even with an extended deadline.

In December 2010, the Environmental Protection Agency (EPA) released the Chesapeake Clean Water Blueprint which included enforceable pollution limits for nitrogen, phosphorus, and sediment pollution in the Chesapeake Bay in response to these missed deadlines for restoration efforts across the bay states. The seven Chesapeake Bay Watershed jurisdictions (Maryland, Virginia, West Virginia, New York, Delaware, PA, and the District of Columbia) agreed to create state-specific Watershed Implementation Plans (WIP) to ensure practices were put in place to restore water quality in local rivers, streams, and the Chesapeake Bay by 2025. Additionally, each state made two-year milestone commitments enabling the state and EPA to identify shortcomings and take corrective actions before deadlines are reached.

In June 2016, the Environmental Protection Agency (EPA) evaluated PA's progress toward 2017 pollution reduction goals. Tremendous progress has been made, nevertheless, nearly 19,000 miles of streams and rivers in PA remain polluted from years of coal mining, dirty water running off streets, parking lots, lawns and farms,

from poorly treated wastewater, air pollution and other sources. PA continually lags behind other Bay states in meeting its targets for agriculture and stormwater practices. The EPA determined that the state was not on track to achieve its nitrogen pollution reduction target for 2017, furthermore, the EPA noted that PA was responsible for approximately 86% of the current nitrogen pollution reduction gap bay-wide, which they believe is largely due to slow implementation of plans to reduce agricultural pollution. In response to these shortcomings, PA Governor Tom Wolf's administration committed to a "reboot" of PA's efforts to reduce pollution.

The PA Chesapeake Reboot plan was developed jointly by the State Departments of Agriculture, Conservation and Natural Resources (DCNR) and Environmental Protection (DEP) in order to realign and adjust PA's current strategies for watershed restoration so that the state can meet its pollution reduction obligations imposed in 2010 by the federal EPA. The goals of the reboot include creating a culture of compliance by refocusing and increasing state staffed resources, reinvigorating restoration partnerships, organizing for success, expanding data gathering, improving program coordination and capacity, and increasing technical assistance.

Various point and nonpoint pollution sources have been targeted for pollution load reductions throughout PA. Many of PA's significant wastewater dischargers in the Bay watershed have now upgraded their treatment to meet more stringent discharge requirements put in

Pennsylvania Pollution Goals – *In millions of pounds per year*

Pennsylvania	1985	2009	2014	2015 Milestone	2017 Interim Goal	2025 Goal
Nitrogen	124.28	116.64	117.01	108.68	94.05	79
Phosphorus	5.96	4.98	4.44	4.23	4.14	3.57
Sediment	2998.75	2644.07	2618.07	2322.96	2224.77	1945.23

Note. Adapted from "Pollutants of Concern and Pennsylvania's Role in the Bay Cleanup" Chesapeake Bay Foundation, 2013.

Environmental Department

Wading the Waters:

Continued from Page 23

place to restore water quality in localized streams and the Bay. Progress has been made in particular sectors, however, the reboot addresses sectors that account for the largest nitrogen pollution inputs such as agriculture and urban and non-urban stormwater.

In the keystone state, 700 municipalities are located within the Chesapeake Bay watershed. In order to control and reduce nutrient and sediment pollution inputs to the Chesapeake Bay from PA, these 700 towns/townships are responsible for their own stormwater management under the PAG-13 NPDES (National Pollutant Discharge Elimination System) General Permit. Londonderry Township, which is located in the Chesapeake Bay watershed, will be renewing their PAG-13 General Permit in 2018. As mandated by the renewed permit, Londonderry Township will be responsible for reducing the following pollutant load reductions, in percent relative to existing loading, over a 5-year period following DEP's approval of the permit: 10% sediment reduction, 5% total phosphorus reduction and a 3% total nitrogen reduction. The EPA found serious shortcomings in PA's efforts to reduce stormwater pollution, therefore the agency is pressing for more municipal inspections and a significant increase in projects to reduce urban and non-urban stormwater run-off.

Although agriculture erosion and sediment and manure management regulations have been in place since the 1970s, the best available data shows that only about 50% of farms comply with current regulations today. As a first step toward addressing PA's deficiencies in nutrient pollution reduction, state officials pledged to inspect 10% of the 33,000 farms in the Bay watershed annually, which were slated to begin July 2016. DEP planned to subsidize inspection work by involving local conservation districts, however, many conservation districts, including Dauphin, chose to opt-out of agricultural inspections, which also leaves these districts ineligible to receive funding through DEP. During an agriculture inspection, farmers selected will be asked to produce the required plans for their particular farm and will also be subject to a facility inspection to identify

"pollution incidents" such as a leaking manure lagoon or direct manure discharges to a stream. Farmers without the proper or complete plans will have 90 days to amend their plans, or up to six months under extenuating circumstances. It is important to note, farmers can avoid inspection entirely by sending in copies of their plans to DEP.

It is still unclear if PA will meet the pollution reduction standards of a 60% decrease from the baseline 1985 nutrient pollution figures, set by the Environmental Protection Agency. Based on modeling and predictions, the state will need to invest an ample amount of time and resources in order to meet these ambitious goals. Perhaps more uncertain are the array of implications the state could face if these pollution reduction goals are not met such as, but not limited to, increased EPA compliance enforcement in PA through EPA inspections of regulated sources, including municipal operations and farms and a decrease or freeze in federal funding for PA's Chesapeake Bay activities.

PA faces many challenges in catching up with its Bay cleanup obligations, however, the overriding handicap in all water management sectors tends to be lack of money. With limited funding, conservation efforts should focus on priority areas, identified through stormwater modeling, and strive to control, trap, and treat nutrients and sediments with well-designed Best Management Practices (BMPs). In order to maintain Londonderry Township's identity as an agrarian community, while also meeting reduction targets, farming practices will need to be amended to include large-scale cover crop implementation, conservation tillage and treating nutrients using practices such as constructed wetlands and forested buffers. As a municipality situated near the Susquehanna River, future capital investments into necessary stormwater control BMPs along impaired waterways, BMPs in identified 'urban areas' in the township, and BMPs on agrarian properties will be essential to the continuing success of Londonderry Township's MS4 pollution reduction goals and the ultimate goal to leave a legacy of clean streams and rivers for future generations.



Volunteer Application



www.londonderrypa.org
717-944-1803
783 S. Geyers Church Road
Middletown, PA 17057

Date: _____

Name: _____

Address: _____

Daytime Phone: (____) _____ Evening Phone: (____) _____

Email: _____

I AM INTERESTED IN SERVING ON THE FOLLOWING BOARDS OR COMMISSIONS:

- Planning Commission Zoning Hearing Board Park & Rec. Board Emergency Management Agency

I AM INTERESTED IN RECEIVING MORE INFORMATION ON VOLUNTEERING AT THE FIRE HOUSE AS:

- Fire Fighter Fire Police Auxiliary Ambulance Crew Fund Raising

I AM INTERESTED IN VOLUNTEERING FOR THE FOLLOWING ORGANIZATIONS:

- Londonderry Lionettes Meals on Wheels VIP Van

V.I.P. Senior and Disabled Van Service

The V.I.P. is a van service for seniors and disabled residents of Londonderry Township that provides transportation to doctor and hospital appointments, grocery stores, or places that they can't otherwise get to. The van does not have a wheelchair lift. Residents must be able to get in and out of the van without assistance. There is no charge for this service. However, donations are appreciated to help pay for the maintenance, upkeep and the purchase of a new van when it becomes necessary in the future.

If you or someone you know could use some help with transportation, please call 317-3402, Monday-Friday.

Volunteers Needed

If you would like to volunteer several hours each month, the V.I.P. Van Service is currently in need of drivers to drive the residents to and from their appointments using the V.I.P. minivan. For more information on how you can help, please call the V.I.P. Van Service at 717-317-3402.

Meals on Wheels

The Dauphin County Area Agency on Aging provides a well-balanced hot meal for delivery to residents of Dauphin County who are assessed by the Agency's Care Management Unit as being frail, and/or home bound because of physical, mental, or emotional disability, and without a caregiver who is able to provide meals on a regular basis. Meals are delivered five days a week by volunteers who observe the well-being of the home bound individual receiving the meal.

The volunteers are recruited by our local "Meals-on-Wheels" organization. Recipients are encouraged to make a voluntary contribution toward the cost of the meals according to their financial ability.

To request home delivered meals, please call the Dauphin County Area Agency on Aging at 717-780-6130.

Preparing Your Pets for Emergencies Makes Sense. Get Ready Now.



1. Get a Kit of pet emergency supplies.

Just as you do with your family's emergency supply kit, think first about the basics for survival, particularly food and water.

- ✓ **Food:** Keep at least three days of food in an airtight, waterproof container.
- ✓ **Water:** Store at least three days of water specifically for your pets, in addition to water you need for yourself and your family.
- ✓ **Medicines and medical records:** Keep an extra supply of medicines your pet takes on a regular basis in a waterproof container.
- ✓ **First aid kit:** Talk to your veterinarian about what is most appropriate for your pet's emergency medical needs. Most kits should include cotton bandage rolls, bandage tape and scissors; antibiotic ointment; flea and tick prevention; latex gloves, isopropyl alcohol and saline solution. Include a pet first aid reference book.
- ✓ **Collar with ID tag, harness or leash:** Your pet should wear a collar with its rabies tag and identification at all times. Include a backup leash, collar and ID tag in your pet's emergency supply kit.
- ✓ **Important documents:** Place copies of your pet's registration information, adoption papers, vaccination documents and medical records in a clean plastic bag or waterproof container and also add them to your kit.
- ✓ **Crate or other pet carrier:** If you need to evacuate in an emergency situation take your pets and animals with you, provided that it is practical to do so.
- ✓ **Sanitation:** Include pet litter and litter box if appropriate, newspapers, paper towels, plastic trash bags and household chlorine bleach to provide for your pet's sanitation needs. You can use bleach as a disinfectant (dilute nine parts water to one part bleach), or in an emergency you can also use it to purify water. Use 8 drops of regular household liquid bleach per gallon of water, stir well and let it stand for 30 minutes before use. Do not use scented or color safe bleaches or those with added cleaners.
- ✓ **A picture of you and your pet together:** If you become separated from your pet during an emergency, a picture of you and your pet together will help you document ownership and allow others to assist you in identifying your pet. Include detailed information about species, breed, age, sex, color and distinguishing characteristics.
- ✓ **Familiar items:** Put favorite toys, treats or bedding in your kit. Familiar items can help reduce stress for your pet.

Consider two kits. In one, put everything your pets will need to stay where you are and make it on your own. The other should be a lightweight, smaller version you can take with you if you and your pets have to get away.

2. Make a Plan for what you will do in an emergency.

Plan in advance what you will do in an emergency. Be prepared to assess the situation. Use common sense and whatever you have on hand to take care of yourself and ensure your pet's safety during an emergency.

Community Outreach

Evacuate. Plan how you will assemble your pets and anticipate where you will go. If you must evacuate, take your pets with you, if practical. If you go to a public shelter, keep in mind your pets may not be allowed inside. Secure appropriate lodging in advance depending on the number and type of animals in your care. Consider family or friends outside your immediate area who would be willing to take in you and your pets in an emergency. Other options may include: a hotel or motel that takes pets or some sort of boarding facility, such as a kennel or veterinary hospital that is near an evacuation facility or your family's meeting place. Find out before an emergency happens if any of these facilities in your area might be viable options for you and your pets.

Develop a buddy system. Plan with neighbors, friends or relatives to make sure that someone is available to care for or evacuate your pets if you are unable to do so. Talk with your pet care buddy about your evacuation plans and show them where you keep your pet's emergency supply kit. Also designate specific locations, one in your immediate neighborhood and other farther away, where you will meet in an emergency.

Talk to your pet's veterinarian about emergency planning. Discuss the types of things you should include in your pet's emergency first aid kit. Get the names of vets or veterinary hospitals in other cities where you might need to seek temporary shelter. Also talk with your veterinarian about microchipping. If you and your pet are separated, this permanent implant for your pet and corresponding enrollment in a recovery database can help a veterinarian or shelter identify your animal. If your pet is microchipped, keeping your emergency contact information up to date and listed with a reliable recovery database is essential to you and your pet being reunited.

Gather contact information for emergency animal treatment. Make a list of contact information and addresses of area animal control agencies including the Humane Society or ASPCA and emergency veterinary hospitals. Keep one copy of these phone numbers with you, and one in your pet's emergency supply kit. Obtain "Pets Inside" stickers and place them on your doors or windows, including information on the number and types of pets in your home to alert firefighters and rescue workers. Consider putting a phone number on the sticker where you could be reached in an emergency. And, if time permits, remember to write the words "Evacuated with Pets" across the stickers, should you evacuate your home with your pets.

3. Be Prepared for what might happen.

Some of the things you can do to prepare for the unexpected, such as assembling an emergency supply kit for yourself, your family and your pets, is the same regardless of the type of emergency. However, it's important to say informed about what might happen and know what types of emergencies are likely to affect your region.

Be prepared to adapt this information to your personal circumstances and make every effort to follow instructions received from authorities on the scene. With these simple preparations, you can be ready for the unexpected. Those who take the time to prepare themselves and their pets will likely encounter less difficulty, stress and worry. Take the time now to get yourself and your pet ready.

Developed in partnership with:



Community Outreach

Bocce



Winners of the 2017 Summer Londonderry Bocce League are as follows:

MONDAY MORNING LEAGUE Team 1

Barbara Jacobs (Captain), Mary Woods, John Stouffer, Nancy Heaton & Andrea Stevens (alternate player)



Pictured L-R: Barbara Jacobs (Captain) & Nancy Heaton

TUESDAY MORNING LEAGUE Team 6

Donna Moore (Captain), William Moore, Glenn Barb, Betty Barb & Kim Shifler (alternate player)



Pictured L-R: Donna Moore (Captain) & William Moore

TUESDAY EVENING LEAGUE Team 11 & Team 12 — *Tie between the two teams*

Team 11

Charles Starr (Captain), Arthur Wenger, Julie Kupp, Warren Coover & Dominic Deimler (alternate player)



Pictured L-R: Charles Starr (Captain), Julie Kupp, Arthur Wenger

Team 12

Louise Morgan (Captain), Harold Morgan, Robert Horting, Edie Horting & Shirley Wirick (alternate player)



Pictured L-R: Harold Morgan, Louise Morgan (Captain), Edie Horting, Robert Horting & Shirley Wirick

Londonderry Lionettes

The Lionettes have been in existence since 1981 performing community service projects locally, in the surrounding communities, statewide, and internationally. Planned projects for the rest of this year include:

- Donation to the Central PA/Local Food Bank and Middletown Library.
- Provide healthy snack bags for Meals-on-Wheels clients in Londonderry and Conewago Townships and adopted grandmothers twice a year (in spring and in fall).
- Collect used eyeglasses (see separate article) for the Pennsylvania Lions Club and soda tabs for the Ronald McDonald House. The Lionettes have collected 632 pair of eyeglasses since 2014 when the project began.
- In fall, provide clothing for the nurse at Londonderry Elementary School to be used for children as needed.
- Donate gloves and hats for the Christmas baskets at Londonderry Elementary School.

The Lionettes meet the first Wednesday of each month except for June, July, August and December at 7:00 p.m. at Londonderry Elementary School.

An annual picnic or outing is scheduled for June, and a Christmas party is held in December. Monthly programs for their meetings for the rest of the year are: September - Central PA/Local Food Bank, October - Ghost Lore & Legends of Middletown, and November - The Wonders of Iceland. All ladies in Londonderry Township and the surrounding communities are welcome to attend.

For more information, call Louise at 944-6518.

Stray Animals

HUMANE SOCIETY OF HARRISBURG AREA

Londonderry Township contracts with the Humane Society of the Harrisburg Area each year to allow township residents to bring in stray cats and dogs by obtaining a voucher from the township. (The township does not catch animals or provide traps.)

SPAY/NEUTER VOUCHER FOR FERAL CATS ONLY (WE RECEIVE A LIMITED NUMBER OF THESE VOUCHERS EACH YEAR):

Feral Cats must be in a cage upon bringing them to the township office to obtain a voucher and must immediately be taken to the Humane Society. The Humane Society will spay or neuter the cat and will be returned to you for release back into the wild. The Humane Society (564-3320) requires that you make an appointment to redeem this voucher.

REGULAR VOUCHER FOR STRAY CATS & DOGS:

Animals must be brought to the township office to obtain a voucher and must immediately be taken to the Humane Society. These animals will be put up for adoption.

ADDRESS: 7790 Grayson Road, Harrisburg, PA 17011 717-564-3320

Dog Licenses

Residents may purchase dog licenses online through PADogLicense.com®. This is a secure site where you may use your checking account or your credit/debit cards. Once purchased, you can print a paper license immediately. The numbered metal tag will be mailed to you a few days following the online purchase. Licensing dogs over the age of three months in PA is mandated by state law. Those who do not comply can receive fines up to \$300 for each violation of the law. The fees collected are used to underwrite costs of monitoring kennels and puppy mills in PA, as well as many other dog welfare initiatives which are not funded by tax dollars.

Dogs that are licensed can be more readily reunited with their owners if they become lost. The Treasurer's Office records all license sales and can contact the owner when a lost dog is found. PADogLicense.com also offers an affiliated site, PALostDogs.com, which allows residents who have lost dogs to post a description and photo. More than 5,695 dogs statewide have been reunited through this site.

Licenses run with the calendar year and must be renewed annually. Lifetime licenses are also available, but must be purchased directly from the Treasurer's Office. Go to DauphinCounty.org for instructions.

DOG LICENSE APPLICATIONS ARE NOT AVAILABLE AT THE TOWNSHIP OFFICE.

The
**Nobody's
Cats** FOUNDATION

**Trap
Neuter
Return**




**1 female. 1 male.
2 litters per year.
4 kittens per litter.**

The only equation where 1+1=8

The proven effective and humane strategy for managing and reducing populations of free-roaming domestic cats by preventing reproduction.

Learn how you can implement Trap Neuter Return in your neighborhood.

We are here to help individuals, businesses, and municipalities with information, tools and resources.

 The
**Nobody's
Cats** FOUNDATION

3909 Hartzdale Drive • Suite 905
Camp Hill, PA 17011
855-867-4228 • nobodyscats.org
Email: contact@nobodyscats.org



Dauphin County Recycling Center

COMPUTERS – ELECTRONICS – APPLIANCES – DOCUMENT SHREDDING

The Dauphin County Board of Commissioners opened the Dauphin County Recycling Center (DCRC) in April 2009. The DCRC was established to offer a convenient drop off location for residents, out-of-county residents, businesses, institutions, and local governments to recycle their unwanted or obsolete electronics or appliances, old thermostats containing mercury, and on-site confidential document shredding service.

CONTACT INFORMATION — Director: Keith Kepler
1620 South 19th Street • Harrisburg, PA 17104

MAIN OFFICE: (717) 982-6772

HOURS OF OPERATION:

Monday, Tuesday, Thursday, Friday

8:30 a.m. – 4:30 p.m.

Wednesday

8:30 a.m. – 8:30 p.m.

Saturday

9:00 a.m. – 2:00 p.m.

CLOSED ON HOLIDAYS

DIRECTIONS:

HEADING NORTH ON CAMERON STREET (TOWARDS HARRISBURG). ON THE 1600 BLOCK OF CAMERON STREET, ON THE RIGHT-HAND SIDE - (IN BETWEEN THE DAIRY QUEEN AND QUIGLEY'S RESTAURANT IN STEELTON) - ENTRANCE TO THE CITY OF HARRISBURG PUBLIC WORK COMPLEX - OUR CENTER IS LOCATED HERE. SIGNAGE ON BOTH SIDES OF CAMERON STREET FOR DAUPHIN COUNTY RECYCLING CENTER (WHITE SIGN, BLUE LETTERING).

HEADING SOUTH ON CAMERON STREET (TOWARDS STEELTON). ON THE 1600 BLOCK OF CAMERON STREET, ON THE LEFT HAND SIDE - ENTRANCE TO THE CITY OF HARRISBURG PUBLIC WORK COMPLEX - OUR CENTER IS LOCATED HERE. SIGNAGE ON BOTH SIDES OF CAMERON STREET FOR DAUPHIN COUNTY RECYCLING CENTER (WHITE SIGN, BLUE LETTERING).



Conewago Township Recycling Center

HOUSEHOLD GOODS

Dauphin County has designated Conewago Township as the local recycling center. No permit is required and there is no charge to residents.

To begin a recycling program at home, designate an area for trash cans or large plastic containers labeled for *plastic*, *paper* and *aluminum*. When the containers are filled take them to the Recycling Center and sort them into the appropriate bins. This is a great way to reduce what is going to the landfills and improve our environment.

Items that may be brought to the Recycling Center are:

- Magazines/office paper/junk mail/phone books
- Corrugated cardboard and boxboard
- Newspapers and inserts
- Aluminum and tin cans
- Plastic bottles with recycling symbols on them

Glass bottles and jars are no longer accepted.

CONTACT INFORMATION:

(717) 534-8556

3279 Old Hershey Road
Hershey, PA





Londonderry Township Recycling Center

YARD WASTE RECYCLING

The Recycling Center is located on Sunset Drive, across from the Public Works Building, and is open year round to all Londonderry Township residents. A permit is required and may be obtained at the Londonderry Township office located at 783 S. Geysers Church Road. The permit is free. Proof of residency is required.

There is an area for grass clippings, flowers, plants and leaves. The Public Works employees will recycle this waste into compost and mulch. Residents may take from the compost pile when available.

Please be considerate and empty your yard waste bags at the appropriate pile and throw the empty bags in the recycling container provided.

RECYCLING ADDRESS:

2501 Sunset Drive • Middletown, PA

HOURS:

APRIL – OCTOBER

Monday – Saturday — 7:30 a.m. – 6:00 p.m.

NOVEMBER – MARCH

Monday – Saturday – 7:30 a.m. – 3:00 p.m.

Zeager Brothers, Inc.

BRUSH AND TREE LIMBS ONLY — NO STUMPS

No fee or permit is required.

CONTACT INFORMATION: ZEAGER BROTHERS, INC.

4000 East Harrisburg Pike • Middletown, PA

HOURS:

APRIL – JUNE

Monday – Friday — 6:00 a.m. – 6:00 p.m.

Saturdays — 8:00 a.m. – Noon

JULY – MARCH

Monday – Friday — 6:00 a.m. – 6:00 p.m.

NO SATURDAYS

APPLIANCES — PAINT CANS — FURNITURE

Finding a place to dispose of large items such as furniture and appliances can be difficult. A good place to start is to contact your trash hauler and inquire what items they will pick up. Another option would be to contact local scrap metal yards such as Royalton Recycling on Rte. 441 in Royalton. They will pay you for most any metal items such as refrigerators, dehumidifiers, air conditioners, washers, stoves, aluminum cans, copper, brass, etc., or call the Dauphin County Recycling Center.

CONTACT INFORMATION:

ROYALTON RECYCLING

(717) 944-4823

DEP WASTE MANAGEMENT

(717) 705-4918

DAUPHIN COUNTY RECYCLING CENTER

(717) 982-6772



LONDONDERRY TOWNSHIP

783 S. Geyers Church Road
Middletown, PA 17057

PRSRT STD
U.S. Postage
PAID
Lancaster, PA
Permit No. 23

www.londonderrypa.org
facebook.com/londonderrytownship



www.sunsetbandg.com
facebook.com/sunsetbandg



www.sunsetgc.com
facebook.com/sunsetgc

Community Outreach

Share the Vision with the Londonderry Lionettes

The Londonderry Lionettes are collecting used eyeglasses and can tabs (beverage, soda or tabs from canned soup or canned goods). The eyeglasses support the PA State Lions Club "Support the Vision" campaign and the soda tabs go to the Ronald McDonald House. The eyeglass program through the Lions Club has helped many children & adults get the needed glasses when vision benefits are unavailable or financially out of budget.

Collection boxes for eyeglasses only have been placed at Karns, Londonderry Elementary School, Evangelical U.M. Church, St. Peters Lutheran Church, Presbyterian Church, Geyers U.M. Church, Wesley U.M. Church, and New Beginnings Church; and for eyeglasses



and soda tabs at the Londonderry Township Building, and TLC-Quilting (2900 E. Harrisburg Pike). Other sites are being sought as well.

If you would like to have a collection box in your workplace, church or business to help support either of these programs, please contact: Anita Housman at 717-756-7467 or Louise Morgan at 717-944-6518. Please place all eyeglass and soda tabs separate in a plastic Ziploc bag for protection during transport.

NOTE: The Lions Club only wants the eyeglasses, not the eyeglass cases. For more information on this project, please call Anita or Louise at the aforementioned numbers.

LONDONDERRY TOWNSHIP

783 S. Geyers Church Road
Middletown, PA 17057

Certified Pumpers/Haulers List **NEW UPDATE 10-20-17**

We hope you have enjoyed our Autumn/Winter newsletter. It has come to our attention that there was an omission on our Pumpers/Haulers List which was printed on page 22. We do everything possible to be sure everything is accurate, but errors can occur. Please use this updated reference postcard for your files. We sincerely apologize to the company that was missed:



Walters Environmental Services, Inc.
P.O. Box 400 • Grantville, PA 17028
717-469-0588 • Fax: 717-469-1106

Certified Pumpers/Haulers List: NEW UPDATE 10-20-17

ASSOCIATED PRODUCTS SERVICES, INC.

2 East Road, P.O. Box 231
Mechanicsburg, PA 17050
717-766-5397

BAKERS SEPTIC SERVICE

1538 Ridge Road
Elizabethtown, PA 17022
717-367-7271

BAUMAN'S SEPTIC SERVICE*

39 Homestead Road
Grantville, PA 17028
717-469-2463

DILLSBURG EXCAVATING & SEPTIC, INC.

516 Range End Road
Dillsburg, PA 17019
717-432-9704

THOMAS H. ERB & SONS, INC.

268 Sego Sago Road
Lititz, PA 17543
717-626-5591

R E FINK & SONS*

1920 Old Trail Road
Etters, PA 17319
717-938-3581

GERBERICH-HOFFMAN SEPTIC SERVICE

165 Mowery Road
Jonestown, PA 17038
717-865-2015 • 717-867-5024

HOKE'S SEPTIC SERVICE

440 Straw Hollow Road
Harrisburg, PA 17112
717-599-5794 • 717-896-7867

JOHN KLINE SEPTIC SERVICES*

3869 Old Harrisburg Pike
Mount Joy, PA 17552
717-898-2333

KAUFFMAN'S SEPTIC SERVICE LLC

236 Governor Stable Road
Bainbridge, PA 17502
717-944-4308

WALTER M. STROHL LLC SEPTIC SERVICES*

670 W. Girl Scout Road
Stevens, PA 17078
717-733-2339

WALTERS ENVIRONMENTAL SERVICES, INC.*

P.O. Box 400
Grantville, PA 17028
717-469-0588

**Pumper haulers that will pump island properties.*